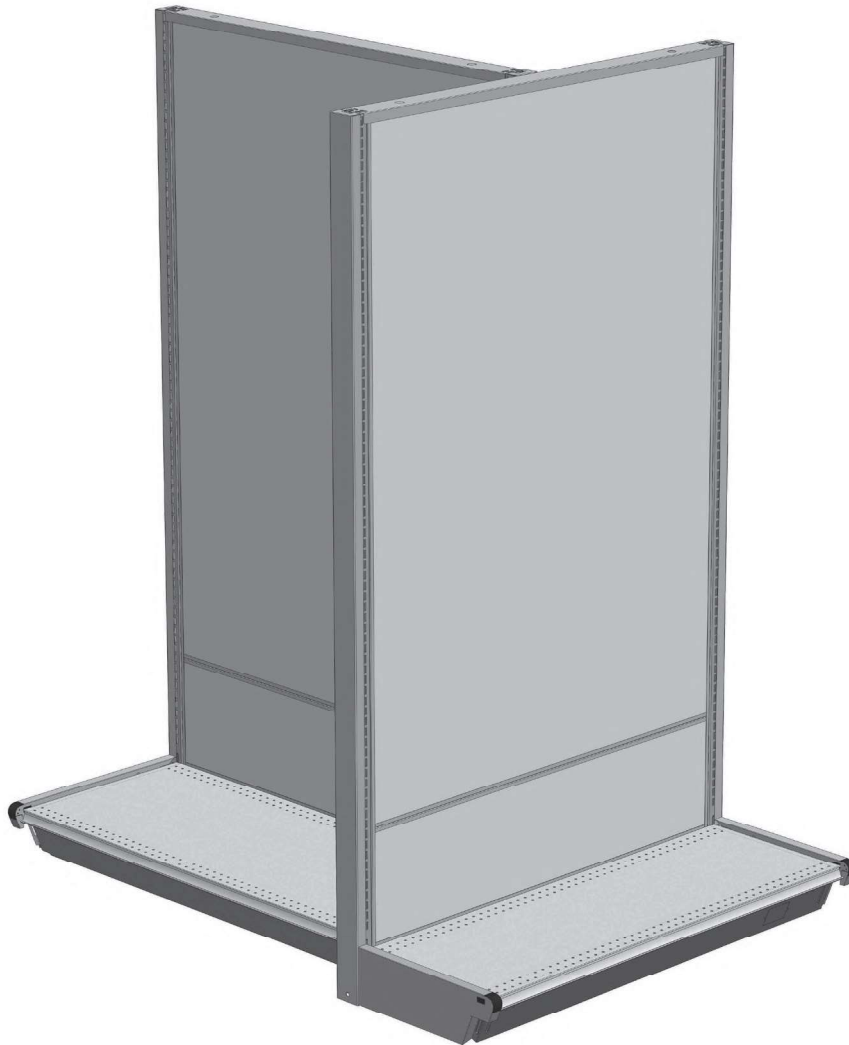








# GONDOLA END DISPLAYS



## END DISPLAYS

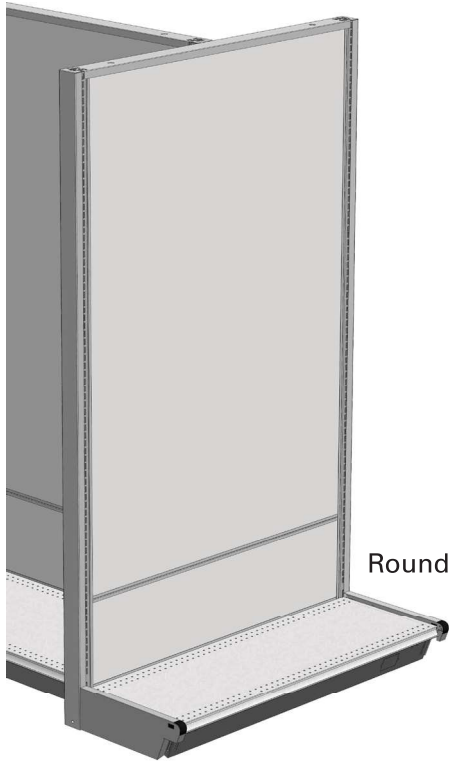
Storflex End Displays consist of our standard Wall Section, a rear finish back panel and rear close off kickplate to provide a complete free standing end display. End Displays can be ordered fully assembled. Available with any Storflex base style upgrade shown in this catalog section.

Item#	     				
Prefix	Width	Height	Base Size	Back Panel Type	Options
CDW	18"	48"	11" - 31" in 1" Increments	SB - Solid Back Panel	RC - Radius Corner (Ref. 4-2)
	24"	54"		PB - Pegboard Back Panel	RF - Round Front (Ref. 4-2)
	30"	60"		SW - Slatwall Back Panel	
	36"	66"			
	42"	72"			
	48"	78"			
	60" (two 30" sections)	84"			


www.storflex.com • Telephone (607) 962-7655  
392 West Pulteney Street, Corning, New York 14830



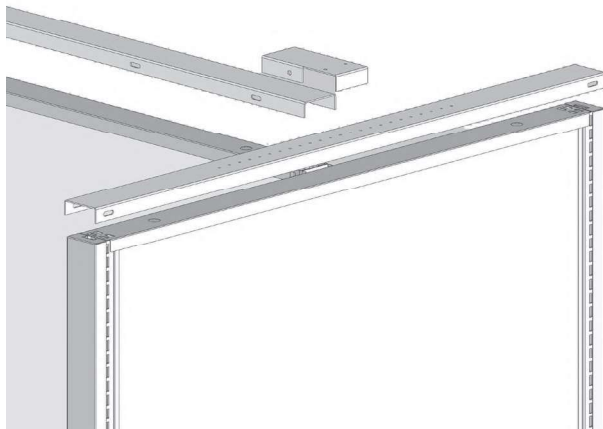
# ROUND FRONT / RADIUS BASE END DISPLAYS



Round Front Base Shelf



Radius Base Shelf



### End Cap Stationary "T" Assembly

End Cap T Assembly is essential to properly stabilize and support all end displays that are 66" h and more. This heavy duty "T" Assembly is essential to provide load ratings.

Width	Item #
36"	TFTS36S
48"	TFTS48S
60"	TFTS60S
72"	TFTS72S

### End Cap Display "T"

End Cap T offers stability for all end caps 60" H and less, by attaching the end display to the gondola. Essential for performance - order (1) for each end display.

Item #	EDT
--------	-----

\*End Display shelves and accessories can be found in the section Upper Shelf / Merchandising Aids



www.storflex.com • Telephone (607) 962-7655  
392 West Pulteney Street, Corning, New York 14830