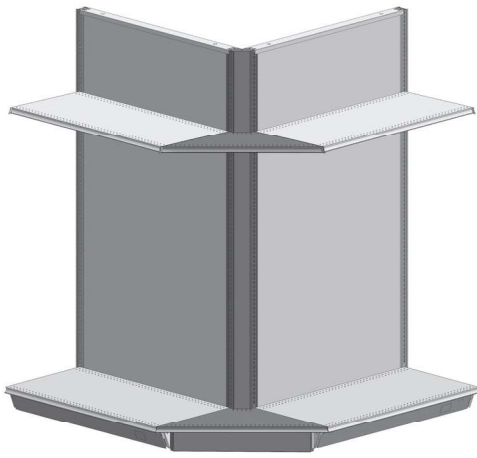


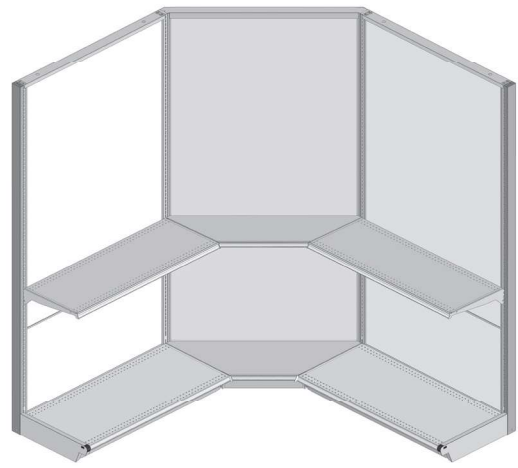
INSIDE / OUTSIDE CORNER UNITS



OUTSIDE CORNER UNIT

Maintains a continuous flow around a corner and it also is great to use up extra space. Outside corner shelf depth is around 1/3 less than connecting shelf depth. Sizes match all standard shelves.

Item #	OCU	<input type="text"/>	<input type="text"/>
		Height	Depth



INSIDE SHELVING CORNER

Storflex Inside Corner provides excellent merchandise transition and adds drama to problem corner merchandising areas. **Inside Corner** is available in all Storflex standard colors and includes all Storflex basic unit construction features. The Storflex Inside Corner is available in any height, comes in standard base depth of 13" - 27", has adjustable shelves, includes double-sided back panels, and floating, vertical kickplate.


Item #	ICU	<input type="text"/>	<input type="text"/>
		Height	Depth



OUTSIDE CORNER SHELVES

To maintain appearance, strength and easy installation, shelves and brackets are designed to utilize modified standard shelf components. Shelves may not be used in a downward position slope and does not accommodate wire or glass binning. Shelves are designed to marry existing runs seamlessly.

Item #	OCSR	<input type="text"/>
		Depth



INSIDE CORNER SHELVES

To maintain appearance, strength and easy installation, a separate bracket is designed to utilize modified standard shelf components. Shelves may not be used in a downward position slope and does not accommodate wire or glass binning. This shelf matches all standard base depths and upper shelves depths.

Item #	ICSR	<input type="text"/>
		Depth



www.storflex.com • Telephone (607) 962-7655
392 West Pulteney Street, Corning, New York 14830